





System with cover



System without cover









Carefully insert the shaft onto the system




Tighten the screw



Screw on the attachment for the handle






Attach the handle and fix it with the side screw



Fasten the front screws








Carefully insert the trigger block onto the plug !!!!!!!!!!!!!



Fasten with the front screw



Attach grain tunnel




Attach diopter



Attach hook cap

To zero in, first set up a large, stable wooden plate  
(1 x 1 meter) at 30m to set the sighting!



Open here and insert the batteries